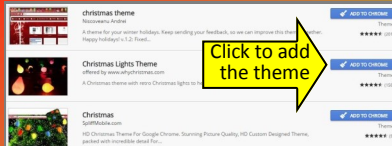
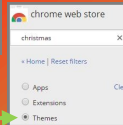
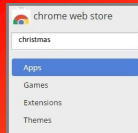


Tip Tuesday

Change your Chrome Theme

As much as we use the Internet, we should enjoy the view!

1. Go to the [Chrome Web Store](#)
2. In the search box (upper-left), type “Christmas” or something of interest to you (puppies, computers, hunting, etc.) and press Enter ↵
3. After you’ve pressed Enter, look under the search box and choose the *Themes* button
4. Scroll through all of the options. When you find one you like, click *Add to Chrome* and watch your Chrome browser turn into something you’ll enjoy seeing!



Hint: *open a new tab to see the full effect!*

Go ahead! Change your theme and enjoy the view. For your students, have them change their theme to match the content currently being taught. Every time they go to the Internet, they’ll be reminded of your class!